

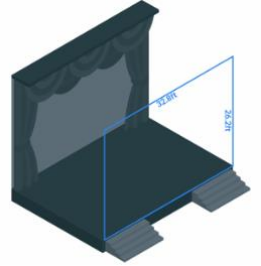
## THE POWER OF CHOICE – TECH RIDER

### DARK VENUE & BACKGROUND

- All room lights, except for mandatory safety lighting, must be turned off.
- Dark backdrop is required.
- In case of LED backgrounds, a black image/slide can be shown on the screen to 'pretend' it is dark.
- An announcement for attendees with sensory sensitivities can be provided.

### 3D PROJECTION NET

- Provided by Sylvie.
- Measures 32.8 ft x 26.2 ft (10 m x 8 m) and weighs 17.6 lbs (8 kg).
- Must be securely installed on the ceiling, at the front of the stage, close to the floor.
- Rigging points can include ceiling beams, kabuki systems, or other sturdy support structures that are capable of holding the weight of the net.
- 3D projection net requires careful handling to prevent any damage.
- If possible, client to provide a travel steamer at the venue for Sylvie to steam the 3D projection net.

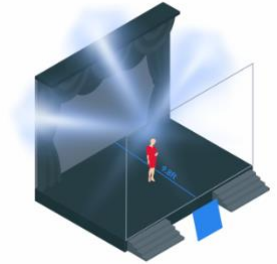


### STAGE WIDTH & DEPTH

- A minimum of stage width 32.8 ft (10 m x 8 m).
- A minimum of stage depth of 9.84 ft (3 m).

### LIGHTING

- Light hitting the 3D projection net needs to be avoided.
- Shoulder or headlight to illuminate Sylvie without affecting the net is required.
- Recommended color temperature less than 5,300 K; blue tones are recommended.
- Additional LED bars behind the Sylvie are optional.



### CONFIDENCE MONITORS

- One (preferably two) confidence monitors in front of the stage (or on stage behind the net).
- White fonts on a dark background to prevent reflections on the 3D Projection Net.
- Script with animation cues must run on one monitor (other can be used for live feed).

### PROJECTOR

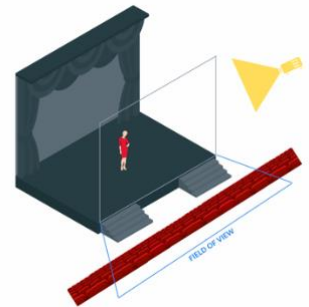
- Center-mounted at the ceiling.
- Minimum brightness of 20,000 to 30,000 Ansilumes.

### FIELD OF VIEW

- Ideal field of view is in front of the transparent screen.
- Restricted field of view is on the sides far from the stage.

### PRESENTATION FILES

- Single video files can be imported into AV Team's Media Management Software.
- OR Sylvie can provide a QLab playlist with already imported and lined-up videos.
- OR Sylvie can provide a PowerPoint Presentation with embedded videos.



### CLICKER & MIC

- Client's standard clicker.
- Countryman/Headset preferred (alternatively Lavalier, no handheld).

### TECH CHECK

- Preferably the day prior to event; a full run-through is required (approx. 2-3 hours including setup).
- Sylvie provides detailed script with light cues, audio cues, etc.
- A member of Sylvie's tech team can assist virtually, or on-site if necessary.

### VIDEOGRAPHY AND PHOTOGRAPHY

- Flash photography should be avoided.
- Capturing the experience via client's recording process is welcome (Sylvie will request a copy).